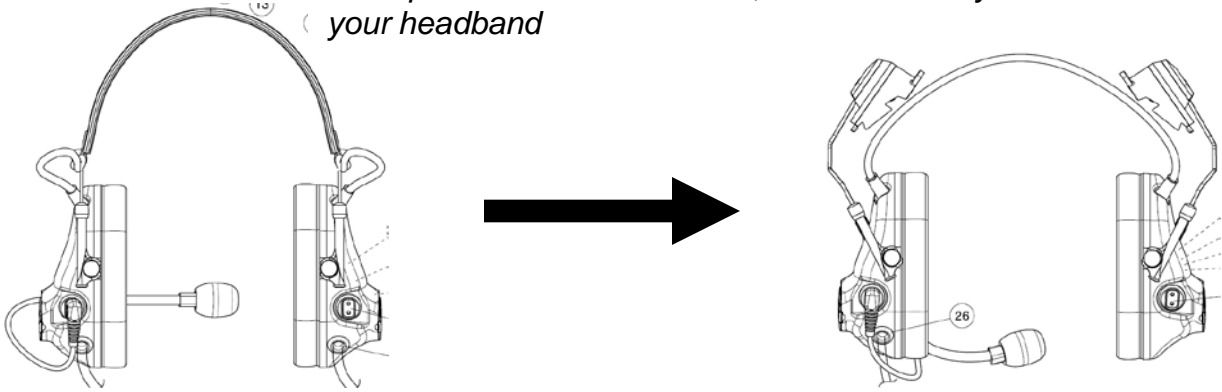


COMTAC ARC Conversion Instruction



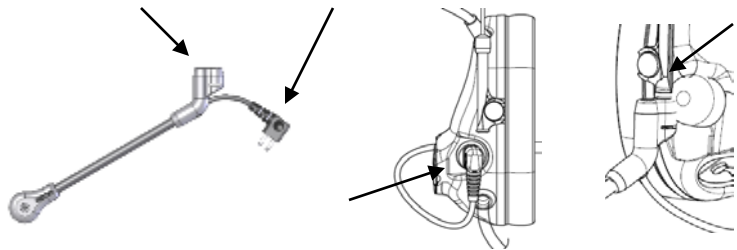
Comhead Headset Company GmbH
Die Headset Spezialisten
Borsteler Chaussee 51 | 22453 Hamburg | Tel.: +49 40 500 580 20
www.comhead.de

**This process is not reversible, and will destroy your headband*



Step 1

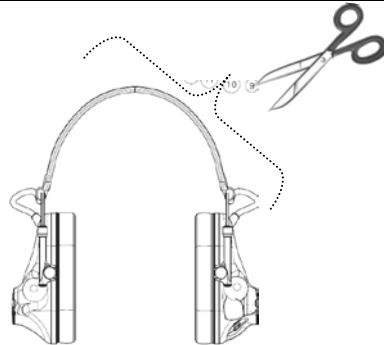
Disconnect Boom Mic from the front arm guide and the audio connection



Step 2

Free the cable that connects the two ear cups by cutting the leather headband along the sleeve that holds the cable.

Caution: must be careful not to cut the cable, only the leather sleeve.



Step 3

Detach the headband from the connection points on the ear cups and replace with the ARC Attachments. The Arm guides with the boom mic mounting posts face front (where the ambient microphones are located). Reconnect the boom mic when complete

